















Teacher Guideline – Chapter Five English A1 learning game “The Chili Phantom”

IVETAGR - Innovating Vocational Educational Training
Applying Games Realities Methodology

Iberika Group, Berlin
Katherine Claude
Inga Opitz
Daniel Jarrett
Gabor Lenart
Ruth Hopp

Icons used in the Guidelines:

	messages		maps
	Links		video
	email from Kristin		email from Super Agent 123
	posts from Kristin		posts from Super Agent 123
	exercises		tweet
	Skype		group work

Chapter Five

5.1 Tallinn

5.2 Ljubljana

5.3 Prague

Guideline 5.1 Tallinn

- 1) As always, the chapter starts with a message from Super Agent 123. For two weeks, the agents have been in Tallinn, but so far nothing suspicious has happened. That's why Super Agent 123 suggests, that they must paste some wanted-posters with the parrot's image all over the city because the parrot seems to always appear together with the chili peppers. Maybe someone has seen it?



Your task (Kristin): Write a Facebook message to your students: "Hey agents, how are you doing? I have got a new message from Super Agent 123 for you. Go and check it out!"

http://youtu.be/JNY_6OD0KdY

- 2) The agents will receive a wanted-poster via the Facebook group page. They should paste it all over the city.



Your task (Kristin): Post the wanted-poster on the Facebook group wall together with the following message: "Agents, this is the wanted-poster (<https://www.box.com/s/38ed1bcc3de276dfdd3>). Before you post it all over the city, your English teacher will teach you some vocabulary."

<http://youtu.be/s-KAjlyz3Y0>

- 3) After watching the vocabulary video, the agents enter Tallinn city center to paste the posters around. Following this, they have to write a report about where they posted the posters.



Your task (Super Agent 123): Paste the link to the report sheet on the Facebook wall (Worksheet 5.1) – together with the following message: "Dear agents, I think you are prepared to paste the wanted-posters now. Go to Tallinn city center and paste the posters. After that, write a report about where the posters are. Here (<http://g.co/maps/ghkvp>) is the city center. Find the report sheet attached. Have fun!"

Worksheet: <https://www.box.com/s/a27882a0e017faa5870e>

- 4) After solving the worksheet, the students will send the solution phrase to Super Agent 123 (Answers 5.1). If it is right, they will get a message with important information from him.



Your task (Super Agent 123): Wait for the student's solution phrases. If they send you a wrong solution, send them the following answer: "Sorry agent, but I don't think this is the correct answer. Try again!"

If you get the right solution ("The telephone is ringing"), your answer will be: "Really? The telephone is ringing? So we should go and take the call!" and paste the link to the phone call in your email.

http://youtu.be/5el_HykvXHA

- 5) The students listen to the phone call. An old couple calls who has seen a woman with a parrot walking around the Estonian parliament. The person on the phone tells the couple to come to the police office immediately. Then there is a cut in the video and the agents will see a message at the end of the same video. It tells them that they need a detailed description of the woman. In order to prepare for the interrogation, they should turn to the Facebook wall for some training from the teacher.



Your task (Kristin): While the students are listening to the video, paste the following message on the Facebook group wall: "Agents, here you can find a video that prepares you for the interrogation. Go and watch it! Then come back to the Facebook group wall to follow the interrogation!"

<http://youtu.be/zgBp6DP-ezI>

- 6) The students will watch the Grammar video and then turn back to the Facebook group wall. There, they will have the chance to read the interrogation of the old couple. Unfortunately, Polina and Sander contradict each other in their description of the woman in nearly every point. But at the end of the interrogation, it comes to light that it has to be Greta "The Brain" Schmidt, because she is the only female suspect with sun glasses.



Your task (Super Agent 123) : While the students are watching the video, you don't have to do anything. When you think that they are ready, start pasting the following conversation on the Facebook group wall, phrase by phrase, so that it seems to be a "live" interrogation:

Super Agent 123: "Polina and Sander, please tell us more about the woman with the parrot. Is she tall?"

Polina: “Oh yes, she is very tall! Nearly two meters...”

Sander: “But honey, what are you saying? She isn’t tall, she is short! One meter fifty maybe!”

Super Agent 123: “And does she have long hair?”

Polina: “Very long! She has really long hair.”

Sander: “No, not at all, honey! Her hair isn’t long, it is short!”

Super Agent 123: “Okay, but what colour is her hair?”

Sander: “ I think her hair is blond.”

Polina: “No, darling. You are wrong, she doesn’t have blond hair, she has brown hair.”

Super Agent 123: “Doesn’t matter. Next question: What colour are her shoes?”

Polina: “I’m sure she wears black shoes. Don’t you think, sweetheart?”

Sander: “My dear Polina, I am fairly sure that her shoes are not black. I think they are white!”

Super Agent 123: “And what about the rest of her clothing: Does she wear a skirt or trousers?”

Sander: “Trousers, I think...”

Polina: “Sander honey, I am not sure. Maybe she doesn’t wear trousers. Maybe she wears a skirt...”

Super Agent 123: “Oh my Goodness! Is there anything that you both are sure about? What about glasses – does she wear glasses?”

Polina: “Yes, she does. She wears big sun glasses.”

Sander: “That’s true, sweetheart, I am sure about that, too. She wears really big sun glasses!”

Super Agent 123: “So agents, what do you think – who is our suspect? Write me a Facebook message with the right answer!”

-
- 7) The agents will receive a worksheet with questions about the suspect that they have to answer as soon as they have written the correct answer to Super Agent 123 via Facebook message.



Your task (Super Agent 123): Wait for your students’ answers. If they send you the wrong answer, write them back the following message: “No, agent, that cannot be our suspect, she doesn’t wear sun glasses! Have a closer look at the suspects again!”

If they send the correct answer (Greta “The Brain” Schmidt), reply:

“Great, you’re right! Greta has to be our suspect – she is the only female suspect with sun glasses! Good work, agent. Here is a worksheet with questions about Greta. If you fill it out correctly, you will find out where she is staying in Tallinn! Send me the right answer and your completed worksheet in a Facebook message. Have fun!”
(Worksheet 5.2)

- 8) The agents now know where Greta is staying in Tallinn (City Hotel Portus) and they surprise and interrogate her in her hotel room. At the same time, another chili pepper is found in the Estonian Parliament. So it couldn’t be her! But who was it then? The agents have to release Greta.



Your task (Super Agent 123): Wait for your student’s answers. If it is wrong, reply: “Hmmm, I’m not sure. I think she is at another hotel... Try again!”

If the answer is right, write back the following message along with the corrected worksheet (Answers 5.2): “Great work, agents! We should go and surprise her there! Check out the Twitter account for further information!”

Then start to tweet the following phrases: “Hello, are you Greta Schmidt? We would like to ask you some questions. Where is the parrot you were carrying around the parliament today? And what are you doing here in Tallinn? Oh, one moment, there is a telephone call... - Hello? What? Another chili pepper was found in the Estonian Parliament? Just two minutes ago? Okay, thank you, bye. – Agents, we have to release Greta, there was another chili pepper just found in the Estonian parliament, but Greta was here with us. So it couldn’t have been her. But who was it then? I will post on the Facebook group wall as soon as we have further information!”

- 9) The next day Greta is gone, but in her hotel room the hotel staff found a map she had left behind with some marks on it. The agents have to analyze it, and they find out that the marks show all the places where chili peppers have been found so far. So Greta does have something to do with the case! For homework, the agents have to find out where they should go next for their investigation by looking at the map again.



Your task: Attach the map worksheet to an email from Super Agent 123, along with the following message: “Agents, we sent some of our people to the hotel today again to ask Greta further questions, and guess what: Greta is gone! But there is one thing she forgot that proves that she has something to do with the case: The hotel staff found this map under her bed. Have a look at it, maybe it can help us to find out where the next chili pepper will be found! You can do that for homework. Send me your answer as soon as you find out something! Thanks and see you soon!”

Correct the homework when you get it (Answers 5.3). If you get the wrong answer, reply: "Oh, are you sure? Have a look at the map again!"

If the answer is right (Prague), write back: "Thanks a lot for your great work, agent! We should soon go to Prague! But before that, we will have an important agent's meeting in Ljubljana. See you there soon!"

Guideline 5.2 Ljubljana

- 1) The chapter starts with a video message from Super Agent 123 – this time from Ljubljana. Super Agent 123 tells the agents why they are having this big meeting. The meeting has two aims: the first aim is to think about the white letters found on the chili pepper in London and – after checking the other chili peppers – on all of the other ones as well. The second aim of the meeting is to get to know each other better because Super Agent 123 thinks that they have to improve their teamwork. The English teacher Kristin will lead the meeting in Ljubljana and Super Agent 123 tells the agents to check out the Facebook group wall, because Kristin has some information for them.



Your task (Kristin): Write the following email to your students: “Hello dear agents and welcome to our big agent’s meeting in Ljubljana! Super Agent 123 wants to tell you more about the meeting – check out his video message!”

<http://youtu.be/bYDdyMjNb0g>

- 2) After watching Super Agent 123’s video, the agents will find a message from Kristin on the Facebook group wall. She tells them that they must conduct the whole meeting in English so they can improve their language skills. First, Kristin wants the agents to present themselves. They should write something about their families, and about what they like or dislike on their Facebook walls. Some vocabulary videos and worksheets will help them with this task.



Your task (Kristin): Paste the following message on the Facebook group wall, together with these links to the introductory video and the worksheets (Worksheet 5.4, Worksheet 5.5):

“Agents, we will start with our workshop right away! Everything is in English in order to practice your English skills! Watch this vocabulary video and do these worksheets to help you talk about your families. You can send me the worksheets for correction. Have fun!”

Videos: <http://youtu.be/oCeFAmdG7s4>

Worksheets: <https://www.box.com/s/279278c6e677819728b3>

<https://www.box.com/s/1f5419729d2cc979fb6d>

- 3) The students will watch the video and fill in the worksheets. After they’ve filled in the worksheets, they will send them back to Kristin for correction (Answers 5.4, Answers 5.5). Then, they will start to present themselves (their agent avatars, so it can be invented information) on their Facebook walls. They will tell you when they’re ready with that.



Your task (Kristin): Wait for the filled in worksheets and send them back corrected to the students with the following message: “Good, now you are prepared to present yourself on your personal Facebook wall! Write something about your families, and about what you like or dislike. You can write sentences just like on the worksheet. Send me a message when you’re ready and I will have a look at it!”

Then wait for them to be ready with their presentations on their Facebook walls and check them.

-
- 4) After finishing their presentations on their Facebook walls, the students should have a look at the other agents’ Facebook walls in order to learn more about them. They will have to choose three of them and fill in an information worksheet about them which they get from Kristin.



Your task (Kristin): After correcting the student’s Facebook wall presentations, write a Facebook message to all of your students along with a link to the worksheet (Worksheet 5.6): “Agents, thank you for presenting yourselves on your Facebook walls. Now I would like you to have a look at the presentations of the others. Choose three of them and fill in the worksheet that you find attached. Send it back to me for correction as soon as you’re ready. Have fun!”

Worksheet: <https://www.box.com/s/09df721b0a043bbb2bf1>

-
- 5) The students will fill in the worksheet and send it back to the teacher when they’re ready (Answers 5.6). They will then get a new worksheet from the teacher that helps them to find out some of the white letters found on five other chili peppers.



Your task (Kristin): Wait for the filled in worksheets. When you get them, answer with the following message: “Thanks agents, I will have a look at your work. Meanwhile you can try to find out some of the other white letters found on the chili peppers. Have a look at the Facebook group wall for more information!”

As soon as you get the first worksheet for correction, you have to post a link to a new worksheet on the Facebook group wall with the following comment (Super Agent 123): “My dear agents, now it’s time to have a look at the white letters on the chili peppers! So far, we have five chili peppers: the ones found in Warsaw, Bratislava, Athens, Valletta and Tallinn. Can you decode the letters which are written on them? The worksheet you find attached will help you with that task! Send Kristin the worksheet via email for correction as soon as you’re ready!”

Worksheet: <https://www.box.com/s/88ef8c571b70363e8357>

- 6) The students will try to solve the worksheet and send it back to the teacher for correction (Answers 5.7). The teacher then tells them that they will meet again soon in Prague. This time they want to try to catch the Chili Phantom!



Your task (Kristin): As soon as you get the worksheet, send back the following email:
“Thanks, agent! I will send your decoded letters to Super Agent 123. Right now they don’t make too much sense. Maybe we will first have to examine the other chili peppers as well, in order to understand the letters! You can now prepare to take the train to Prague. We will see each other there soon! This time we really should try to catch the Chili Phantom! See you in Prague then!”

Later you can check the worksheets and send back the following message if everything is right: “Super Agent 123 got your decoded letters and is trying to work out what they mean... He congratulates you for your great work! Now have a safe trip to Prague and see you there soon!”

If the worksheet isn’t solved the right way, reply: “Hello agent, Super Agent 123 got your decoded letters and told me that something is wrong. Have another look at the worksheet!”

Guideline 5.3 Prague

- 1) The chapter starts with a video message from Super Agent 123. The agents are in Prague now, and another chili pepper appears as expected but before the agents have arrived – and again no one can be seen on the security webcams, just a man that seemed to be waiting for something, or someone, in front of the parliament, but his face is covered by a pink umbrella. This time, the chili pepper is not only found inside the parliament, but also all over the city as a sticker symbol that says: "Where are all the chili parrots?" These stickers appear at the same time in nearly all European capitals. The case gets into the international media and everyone is talking about the chili phantom. Super Agent 123 hopes to get helpful information from the European population. He tells the agents to have a look at the Facebook group wall, because the teacher wants to show them, where the chili pepper stickers were found in Prague.



Your task (Kristin): Write an email to your students: "Hello agents, I hope you had a nice journey to Prague! Super Agent 123 is already here and he has a message for you – just follow the link to listen to it!"

http://youtu.be/e_hws_rxRKQ

- 2) After watching the video, the students return to the Facebook group wall where they will find a message and a vocabulary video from the teacher.



Your task (Kristin): Post the following message together with the chili parrot sticker (<https://www.box.com/s/cab2989fceb1b5b2ce>) on the Facebook group wall: "Agents, we have found a lot of stickers in different places all over the town. You need to go to the map, have a look at the pictures, and report what you see. But first, have a look at the vocabulary video to learn some new words and repeat some old ones. After watching the video, return here!"

<http://youtu.be/UfYGsM7vGQs>

- 3) After watching the video, the students will check the Facebook group wall and receive two worksheets from the teacher.



Your task (Kristin): Post the worksheets (Worksheet 5.8, Worksheet 5.9) on the Facebook group wall, together with the following message: "Agents, now it's your turn! Fill in the worksheets you find attached. If you do it right, you will get an important message from one of them! Send the message and your worksheets to Secret Agent 123 via Facebook mail when you have figured it out! To solve the worksheets, have a look at the Prague map. It will show you where the chili parrot stickers appeared! Click here to get to the map:

<http://g.co/maps/k8a2y>."

Worksheets: <https://www.box.com/s/764cfcad7478a536b098>
<https://www.box.com/s/002c1d2c2c203caec89b>

- 4) The students solve the worksheets and send the solution phrase Super Agent 123 via Facebook mail (Answers 5.8, Answers 5.9). If they have done well, they will get a link to an audio with three telephone calls. They should decide which one is important for the chili pepper case.



Your task (Super Agent 123): Wait for the solution phrase (“There are three calls for you!”). If it is wrong, reply: “Sorry, agent, but there is a mistake in the message. Have a look at it again!”

If it’s correct, answer with the following words: “Well done, agent! So go and check the answering machine to listen to the three calls! One of them could be important for our case. Can you find out which one it could be? Twitter your guess!”

<http://youtu.be/PSnpQhzocgo>

- 5) After listening to the audio, the students will tweet which phone call is the important one. As soon as they find it out, they will get a worksheet with the transcribed phone call. Given that a few words in the transcription are missing, they have to listen to the phone call number three again and fill in the missing words.



Your task (Super Agent 123): Wait for the students’ tweet. If they tweet the wrong phone call number, tweet back: “Are you sure? That phone call doesn’t sound important to me... Listen to the phone calls again!”

If they find the right phone call (phone call number three), tweet back: “I think you’re right! Let’s have a closer look at the phone call! You will find the transcription and further information on the Facebook group wall!”

You then have to post the worksheet on the Facebook group wall and add the following message (Worksheet 5.10): “My dear agents, here you can find the transcribed phone call. Our secretaries missed some words. Can you find them? Listen to the phone call again and try to add the right words! After that, please send me, via Facebook message, the name of the city from which the person was calling! Thanks a lot and have fun!”

Worksheet: <https://www.box.com/s/f56dc9fdc9f61458fd94>

- 6) The students will fill in the worksheet and then write a Facebook message with the name of the city from which the person was calling (Answers 5.10). That will be the next stop on their journey through Europe.



Your task (Super Agent 123): Wait for the city name (Paris) and answer, if they get the right name: “Thanks agents! So I think Paris will be our next stop! Maybe the supermarket cashier can help us to find that suspicious woman with the parrot! See you in Paris soon!”

If they get the wrong city name: “Are you sure? Listen again carefully!”

This project has been funded with support from the European Commission. This publication reflects the views only of the author, and the Commission cannot be held responsible for any use which may be made of the information contained therein.

